

Online Rate Card System Introduction and Instructions

Updated January 2017

Why is the Rate Card Going Online?

Vubiquity is dedicated to constantly improving our services to you, our customer. Our new online rate card system will provide the following benefits:

- Efficient process to communicate marketing choices for rate card events
- Elimination of scanning and faxing
- 24-hour access
- Access to the history of rate cards choice selection
- Confirmation e-mail of selection


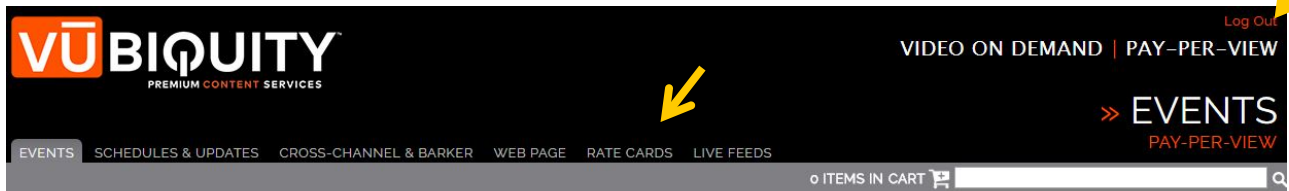
If you should have any questions regarding the online rate card system please contact Kristin Rawl at 818-526-5286 or krawl@vubiquity.com.

Online Rate Card Instructions

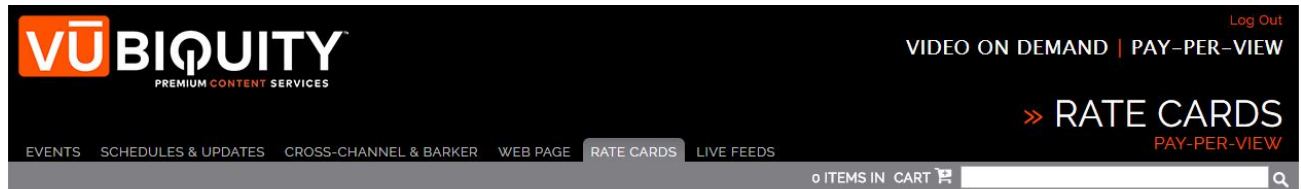
1. Before each Rate Card event you will receive an e-mail informing you that a new rate card is available for you to fill out on Vubiquity website.
2. Go to Vubiquity's website: <http://www.vubiquity.com/>
3. Select VOD/PPV Affiliate Website from the dropdown box, then enter user name and password that you were provided and press Login.



- Once logged in, click on Pay-Per-View at the top right of the page. This will then take you to the EVENTS section.
- Select Pay-Per-View, then select the Rate Cards tab.



- A list of historical rate cards will be listed. Click on the link of the required event.



Rate Cards

List of Events

- 2/25/2017 » HBO PPV: Cotto vs. Kirkland - \$49.95 [Response Received]
- 2/11/2017 » UFC 208: Holm vs. de Randamie - \$49.99 [Response Received]
- 12/30/2016 » UFC 207: Nunes vs. Rousey - \$49.99
- 12/10/2016 » UFC 206: Holloway vs. Pettis - \$49.99 [Response Received]
- 11/19/2016 » HBO PPV: Kovalev vs. Ward - \$54.95 [Response Received]

- Note: Some of the requested information will appear on the form. This is based on your login credentials.

New: Select at least one headend or more that is customized for your specific system while holding down CTRL key. (Example: "Santa Barbara Telco headend").

UFC 187: Johnson vs. Cormier

Event Date: 5/23/2015

SRP (SD): \$49.99

SRP (HD): \$59.99

Name:

MSO:

System:

To select more than on system hold down the CTRL key while making your selection.

Tel: - - Ext:

E-mail:

8. Fill in the required information and choose the "Marketing Option" or "No Marketing Option".
9. Select the required number of Marketing Tactics
10. At the bottom select the box next to "I accept the terms and conditions stated above". Press Add System.

Affiliate accepts the terms and conditions stated above.

I accept the terms and conditions stated above.

11. Click the Preview button to view a summary of selections.

UFC 187: Johnson vs. Cormier

Event Date: 5/23/2015

SRP (SD): \$49.99

SRP (HD): \$59.99

Name:


MSO:

System:

Tel: - - Ext:

E-mail:

To select more than one system hold down the CTRL key while making your selection.

12. In the Preview page you can view/print each individual headend selections by clicking on the View/Print icon () or view/print a summary of all headend selections by clicking on the View/Print Complete Summary button.

13. When satisfied with selections click the Submit button.
 - You will receive an e-mail confirming your choices for your records.
 - You can make changes to the rate card up until the due date.